


Champlain DV Gas Stove



CHAMPLAIN MODEL 8302 BROWN MAJOLICA ENAMEL

A Perfect Zone Heating Solution

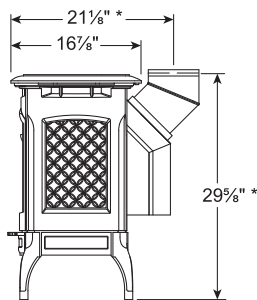
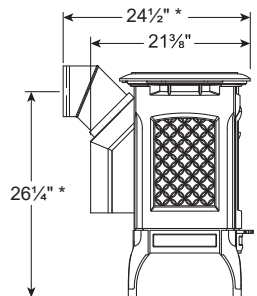
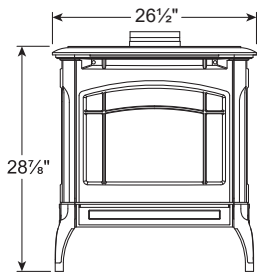
FINISH OPTIONS:



Matte Black



Brown Majolica Enamel



*Shown with 45° elbow venting. Dimensions may vary depending on venting manufacturer.

CLEARANCES

Rear.....3" (77mm)
 Side2" (51mm)
 Side, snorkel termination...4" (102mm)
 Floor Protection:
 Non-combustible surface or wood floor

CHAMPLAIN MODEL 8303 STANDING PILOT

FEATURES AND BENEFITS

- **Child-safe certified glass barriers** - Ensures safety within your home
- **Cast iron heat exchanger** - Maximizes heat output and efficiency
- **Thermostatic remote control (optional)** - On / Off thermostatic mode
- **Ceramic logs** - Simulates a realistic wood fire
- **Convenient standing pilot** - Quick and reliable starts all year round
- **Optional 150 CFM convection blower** - Circulates warm air quietly, temperature activated on/off, manual rheostat control
- **Direct-Vent technology** - Draws combustion air from outside to reduce drafts and maintain indoor air quality

SPECIFICATIONS

Heats up to.....	1,800 sq ft
Steady State Efficiency.....	74.6%
P.4.1.09 Fireplace Efficiency.....	67.9%
Burn Rate Range NG.....	21,000-35,000 BTUs/hr
Burn Rate Range LP.....	21,000-35,000 BTUs/hr
Venting.....	45°, 4" x 6-5/8" DV
Ignition System.....	SIT Nova
Burner.....	Pan Burner
Thermostatic Remote Control.....	Optional
Safety Barrier Screens.....	Included
LP Conversion Kit.....	Included
Mobile Home Certified.....	Yes
Weight.....	220 lbs.

ACCESSORIES

Convection Blower.....	93-57020
Thermostatic Remote Control Kit.....	90-56914

CHAMPLAIN MODEL 8302 ON-DEMAND PILOT

FEATURES AND BENEFITS

- **Child-safe certified glass barriers** - Ensures safety within your home
- **Cast iron heat exchanger** - Maximizes heat output and efficiency
- **Remote Control** - Offers flame adjustment, thermostatic mode, programmable timer
- **Ceramic logs** - Simulates a realistic wood fire
- **Efficient on-demand pilot** - Conserves energy in warm weather, provides reliability in cold weather
- **Optional 150 CFM convection blower** - Circulates warm air quietly, temperature activated on/off, manual rheostat control
- **Secure battery power** - Operates the stove during a power outage (Requires 110V for optional blower)
- **Direct-Vent technology** - Draws combustion air from outside to reduce drafts and maintain indoor air quality

SPECIFICATIONS

Heats up to.....	1,800 sq ft
Steady State Efficiency.....	74.6%
P.4.1.09 Fireplace Efficiency.....	67.9%
Burn Rate Range NG.....	21,000-35,000 BTUs/hr
Burn Rate Range LP.....	23,000-35,000 BTUs/hr
Venting.....	45°, 4" x 6-5/8" DV
Ignition System.....	Maxitrol GV60
Burner.....	Pan Burner
Remote Control.....	Included
Safety Barrier Screens.....	Included
LP Conversion Kit.....	Included
Mobile Home Certified.....	Yes
Weight.....	220 lbs.

ACCESSORIES

Convection Blower.....	93-57020
Wall Touch Pad.....	7000-260
A/C Adaptor.....	7000-070

Refer to Owner's Manual for exact specifications prior to installation.